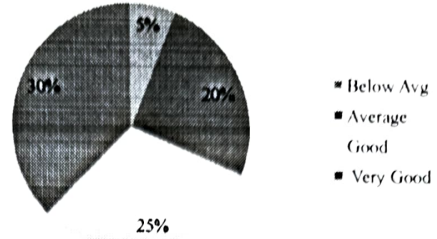




Department of Civil Engineering
ANALYSIS REPORT OF STUDENT FEEDBACK ON CURRICULUM
Academic year 21-22

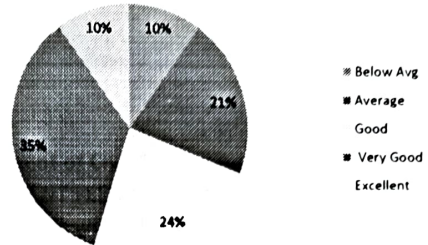
1 Scope of coverage of Course

Below Avg	5%
Average	20%
Good	25%
Very Good	30%
Excellent	20%
	100%



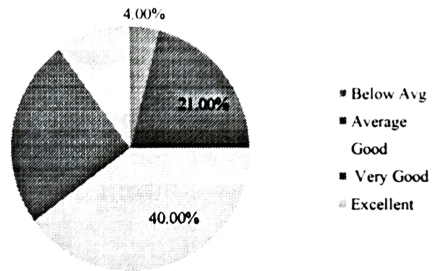
2 Depth of Course content

Below Avg	10%
Average	21%
Good	24%
Very Good	35%
Excellent	10%
	100%



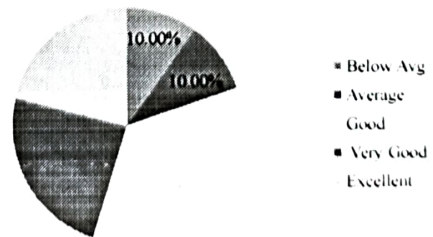
3 Applicability of curriculum in real life world/situations

Below Avg	4.00%
Average	21.00%
Good	40.00%
Very Good	25.00%
Excellent	10.00%
	100.00%



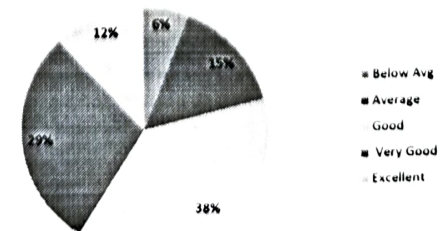
4 Difficulty level of course

Below Avg	10.00%
Average	10.00%
Good	35.00%
Very Good	24.00%
Excellent	21.00%
	100.00%



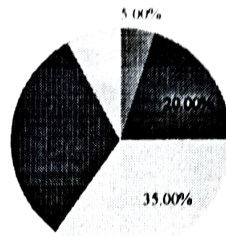
5 Learning in terms of knowledge,

Below Avg	6.00%
Average	15.00%
Good	38.00%
Very Good	29.00%
Excellent	12.00%
	100.00%



6 **Weekly hours assigned for Course**

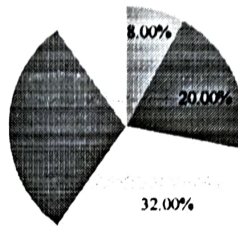
Below Avg	5.00%
Average	20.00%
Good	35.00%
Very Good	32.00%
Excellent	8.00%
	100.00%



- Below Avg
- Average
- Good
- Very Good
- Excellent

7 **Relevance and adequacy of available**

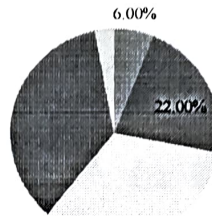
Below Avg	8.00%
Average	20.00%
Good	32.00%
Very Good	30.00%
Excellent	10.00%
	100.00%



- Below Avg
- Average
- Good
- Very Good
- Excellent

8 **Relevance of lab experiments to the**

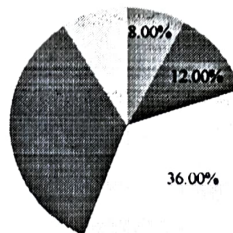
Below Avg	6.00%
Average	22.00%
Good	33.00%
Very Good	36.00%
Excellent	3.00%
	100.00%



- Below Avg
- Average
- Good
- Very Good
- Excellent

9 **Number of hours provided for completion of each experiment/ practical/ job**

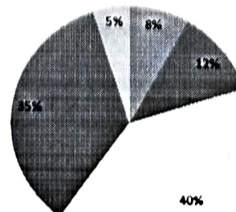
Below Avg	8.00%
Average	12.00%
Good	36.00%
Very Good	35.00%
Excellent	9.00%
	100.00%



- Below Avg
- Average
- Good
- Very Good
- Excellent

10 **Suggestions about curriculum improvement for better outcomes**

Below Avg	8.00%
Average	12.00%
Good	40.00%
Very Good	35.00%
Excellent	5.00%
	100.00%



- Below Avg
- Average
- Good
- Very Good
- Excellent

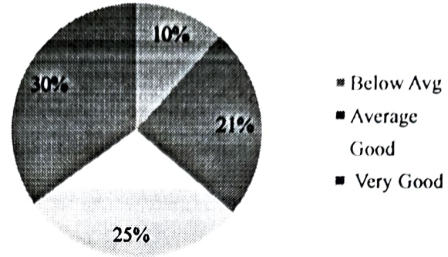




Department of Civil Engineering
ANALYSIS REPORT OF FACULTY FEEDBACK ON CURRICULUM
Academic year 21-22

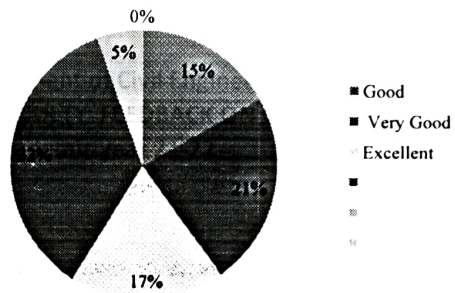
1 **Appropriateness of course outcomes**

Below Avg	10%
Average	21%
Good	25%
Very Good	30%
Excellent	4%
	90%



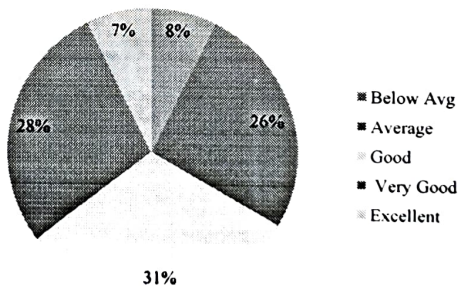
2 **Syllabus contents and Sequence of contents**

Below Avg	8%
Average	22%
Good	28%
Very Good	32%
Excellent	5%
	95%



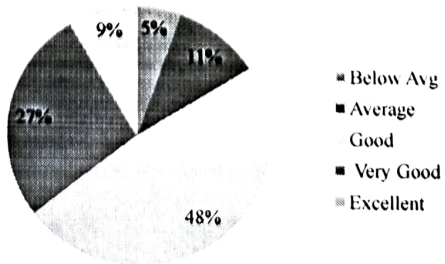
3 **Coverage of important areas through course content**

Below Avg	7.00%
Average	25.00%
Good	30.00%
Very Good	27.00%
Excellent	7.00%
	96.00%

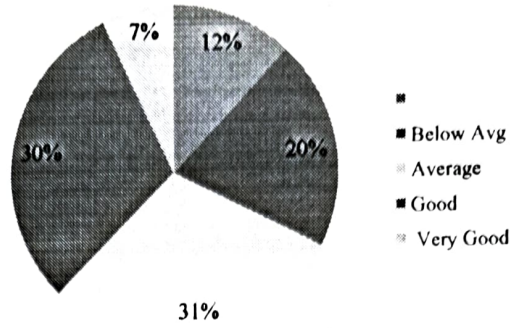


4 **Competency of student for understanding of course content**

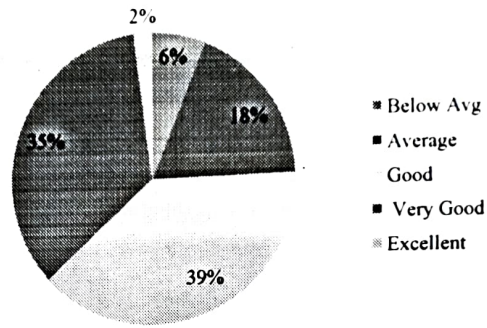
Below Avg	5.00%
Average	10.00%
Good	45.00%
Very Good	25.00%
Excellent	8.00%
	93.00%



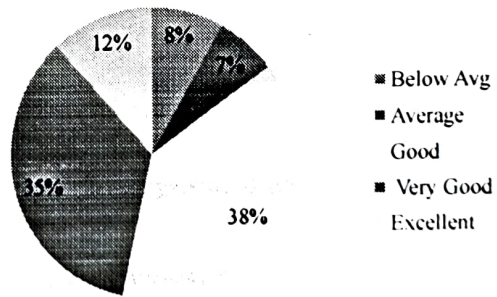
Competency of recommended books & Availability of books	
Below Avg	10.00%
Average	17.00%
Good	38.00%
Very Good	25.00%
Excellent	7.00%
	97.00%



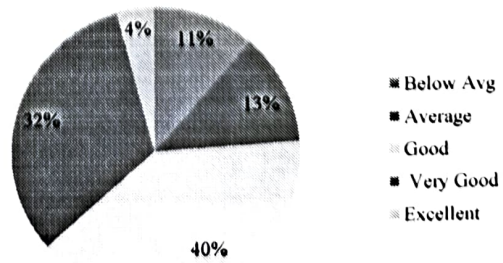
Revision of course contents as per current trends of Industry and	
Below Avg	6.00%
Average	18.00%
Good	38.00%
Very Good	34.00%
Excellent	2.00%
	98.00%




Competency of course content for competitive examinations	
Below Avg	7.00%
Average	6.00%
Good	33.00%
Very Good	30.00%
Excellent	10.00%
	86.00%




Implementation of pedagogical strategies	
Below Avg	11.00%
Average	12.00%
Good	38.00%
Very Good	31.00%
Excellent	4.00%
	96.00%



Relevance of Practical courses with nature of program	
	2%
	6%



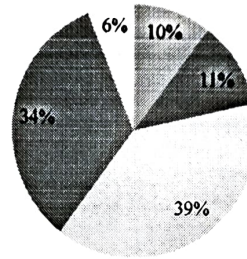
Below Avg	6.00%
Average	20.00%
Good	33.00%
Very Good	35.00%
Excellent	2.00%
	96.00%



- Below Avg
- Average
- Good
- Very Good
- Excellent

10

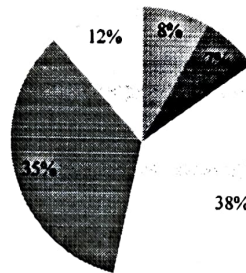
Effective planning of lab experiments for the semester course	
Below Avg	10.00%
Average	11.00%
Good	38.00%
Very Good	33.00%
Excellent	6.00%
	98.00%



- Below Avg
- Average
- Good
- Very Good
- Excellent

11

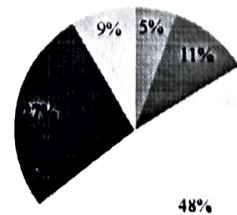
Availability of lab manuals/ reference material for experiment conduction	
Below Avg	7.00%
Average	6.00%
Good	33.00%
Very Good	30.00%
Excellent	10.00%
	86.00%



- Below Avg
- Average
- Good
- Very Good
- Excellent

12

Suggestions about curriculum improvement for better outcomes	
Below Avg	5.00%
Average	10.00%
Good	45.00%
Very Good	25.00%
Excellent	8.00%
	93.00%



- Below Avg
- Average
- Good
- Very Good
- Excellent

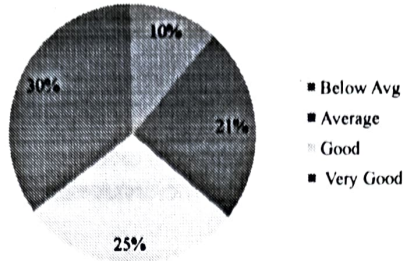




Department of Civil Engineering
ANALYSIS REPORT OF PARENTS FEEDBACK ON CURRICULUM
Academic year 21-22

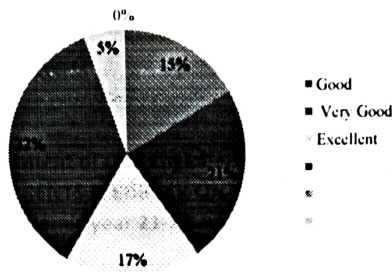
1 Understand the importance of interdisciplinary subjects and applying that knowledge in learning other engineering subjects

Below Avg	10%
Average	21%
Good	25%
Very Good	30%
Excellent	4%
	90%



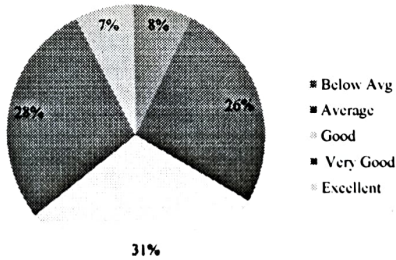
2 Completed the basic knowledge of analysis and design based on requirements of subject

Below Avg	8%
Average	22%
Good	28%
Very Good	32%
Excellent	5%
	95%




3 Able to apply research based approach using innovative tools and techniques in the various fields of Information Technology

Below Avg	7.00%
Average	25.00%
Good	30.00%
Very Good	27.00%
Excellent	7.00%
	96.00%



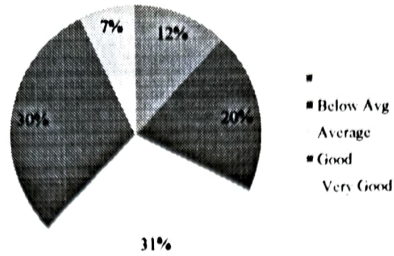
4 Able to communicate effectively in both verbal and written form and develop intrapersonal and interpersonal skills

Below Avg	5.00%
Average	10.00%
Good	45.00%
Very Good	25.00%
Excellent	8.00%
	93.00%



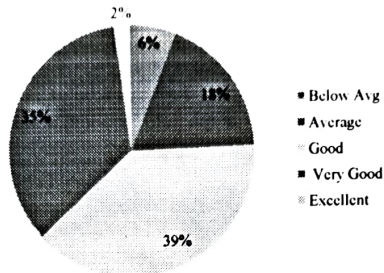
5 Able to develop competencies through self-education for lifelong learning

Below Avg	10.00%
Average	17.00%
Good	38.00%
Very Good	25.00%
Excellent	7.00%
	97.00%




6 Learning value (in terms of skills, concepts, knowledge, analytical abilities)

Below Avg	6.00%
Average	18.00%
Good	38.00%
Very Good	34.00%
Excellent	2.00%
	98.00%



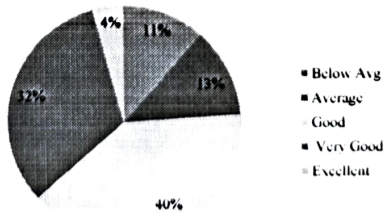
7 Depth of the course content

Below Avg	7.00%
Average	6.00%
Good	33.00%
Very Good	30.00%
Excellent	10.00%
	86.00%



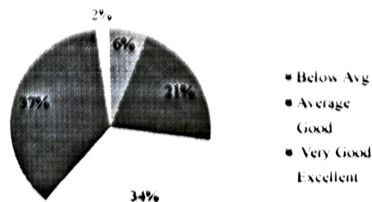
8 Able to develop competencies through self-education for lifelong learning

Below Avg	11.00%
Average	12.00%
Good	38.00%
Very Good	31.00%
Excellent	4.00%
	96.00%



9 Applicability/relevance to real life situations

Below Avg	6.00%
Average	20.00%
Good	33.00%
Very Good	35.00%
Excellent	2.00%
	96.00%

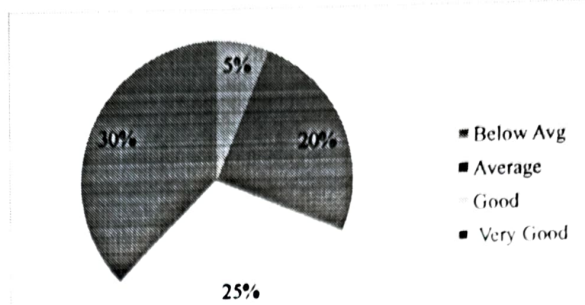




Department of Civil Engineering
ANALYSIS REPORT OF EMPLOYER FEEDBACK ON CURRICULUM
 Academic year 21-22

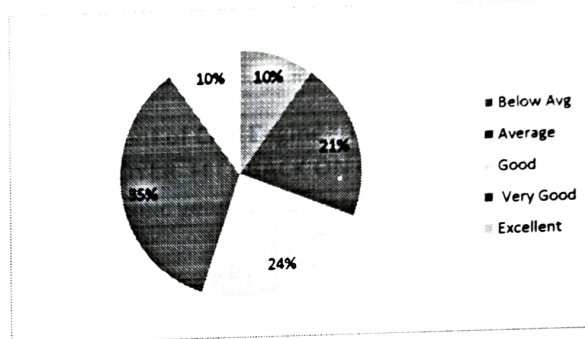
1

Availability of flexibility in the choice of subjects to the students	
Below Avg	5%
Average	20%
Good	25%
Very Good	30%
Excellent	20%
	100%



2


Curriculum relevancy for employability and job placement	
Below Avg	10%
Average	21%
Good	24%
Very Good	35%
Excellent	10%



100%


3

Effectiveness of curriculum for development of entrepreneurship	
world/situations	
Below Avg	4.00%
Average	21.00%
Good	40.00%
Very Good	25.00%
Excellent	10.00%
	100.00%



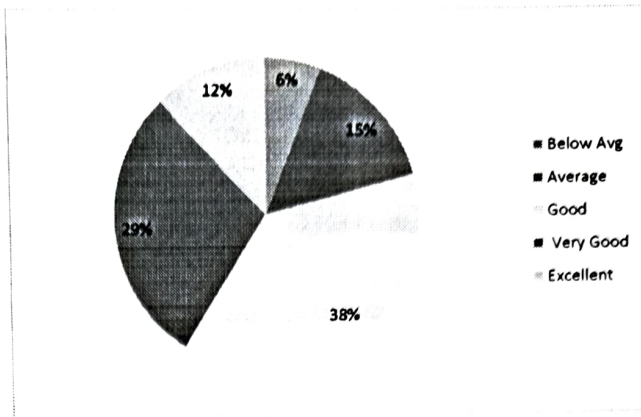
4

Curriculum relevancy for the solution of Global and National problem	
Below Avg	10.00%
Average	10.00%
Good	35.00%
Very Good	24.00%
Excellent	21.00%
	100.00%



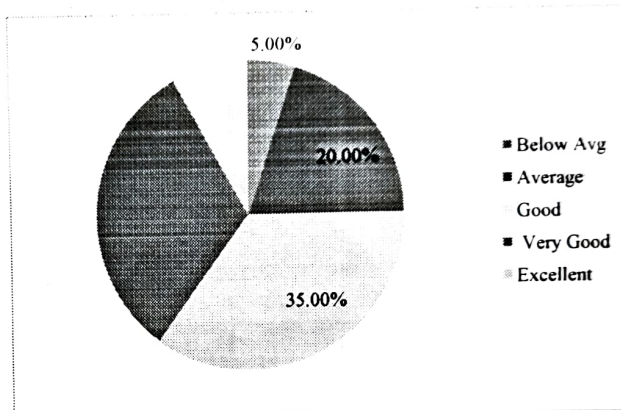
5 **Job, skill and value based orientation of syllabus**

Below Avg	6.00%
Average	15.00%
Good	38.00%
Very Good	29.00%
Excellent	12.00%
	100.00%




6 **Competency of Syllabus in bridging the gap between industry and academic institution**

Below Avg	5.00%
Average	20.00%
Good	35.00%
Very Good	32.00%
Excellent	8.00%
	100.00%



7 **Suggestions about curriculum improvement for better outcomes**

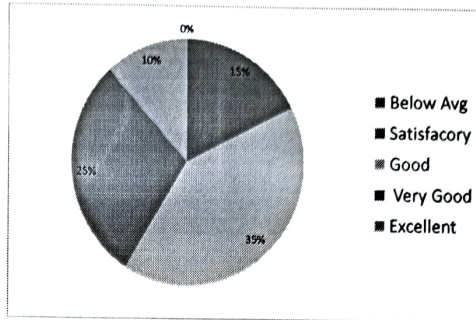
Below Avg	8.00%
Average	20.00%
Good	32.00%
Very Good	30.00%
Excellent	10.00%
	100.00%



Department of Civil Engineering
Parent FEEDBACK ON Facility/Ambience
Academic year 21-22

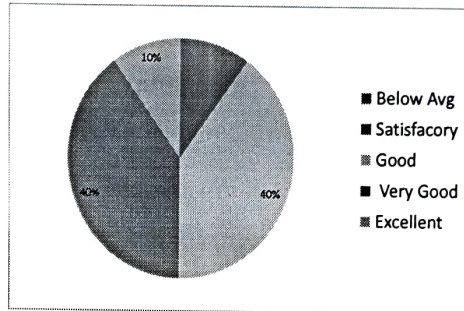
1. Computer Lab Facility

Below Avg	0%
Satisfactory	15%
Good	35%
Very Good	25%
Excellent	10%
	85%



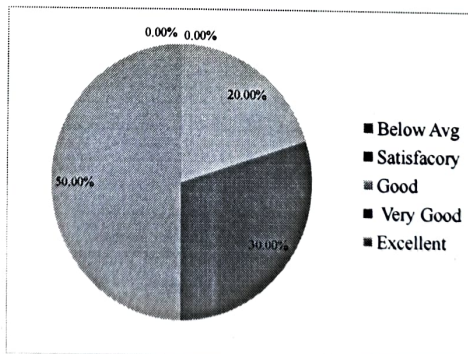
2. ICT Classroom Facility

Below Avg	0%
Satisfactory	10%
Good	40%
Very Good	40%
Excellent	10%
	100%



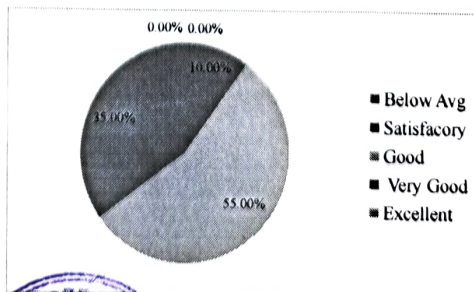
3. Library Facility

Below Avg	0.00%
Satisfactory	0.00%
Good	20.00%
Very Good	30.00%
Excellent	50.00%
	100.00%



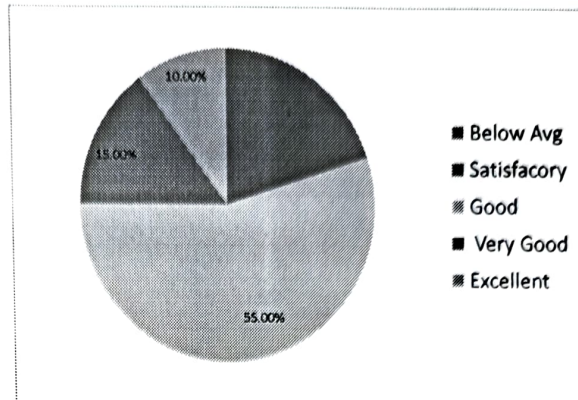
4. Drinking Water Facility

Below Avg	0.00%
Satisfactory	10.00%
Good	55.00%
Very Good	35.00%
Excellent	0.00%
	100.00%



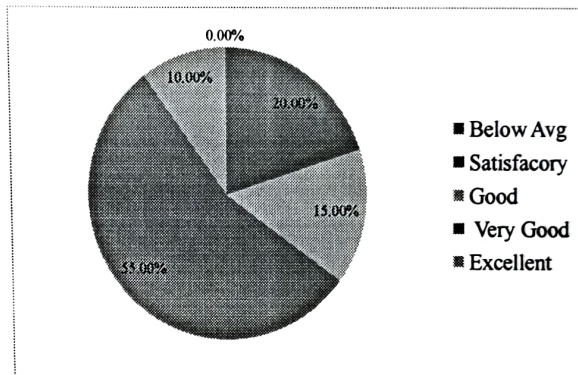
5. Wash Room Facility

Below Avg	0.00%
Satisfactory	20.00%
Good	55.00%
Very Good	15.00%
Excellent	10.00%
	100.00%



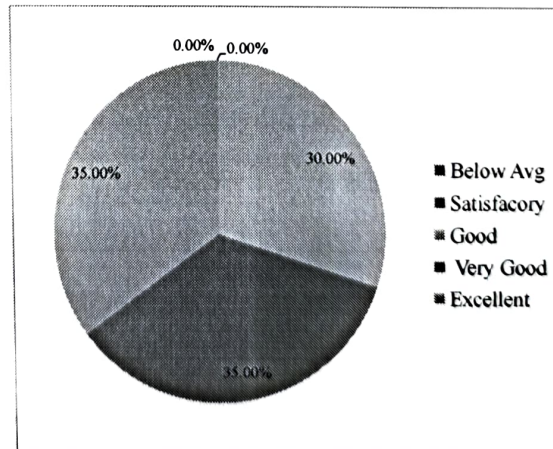
6. Internet Facility

Below Avg	0.00%
Satisfactory	20.00%
Good	15.00%
Very Good	55.00%
Excellent	10.00%
	100.00%



7. Cleanliness in Institute

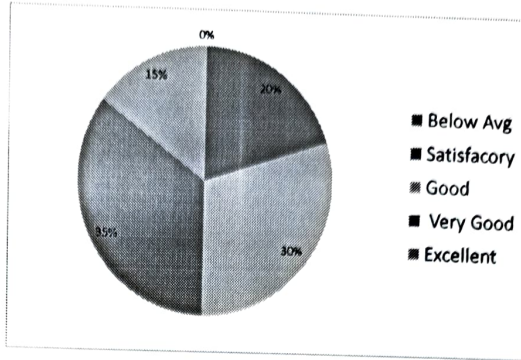
Below Avg	0.00%
Satisfactory	0.00%
Good	30.00%
Very Good	35.00%
Excellent	35.00%
	100.00%



Department of Civil Engineering
Employers FEEDBACK ON Facility/Ambience
Academic year 21-22

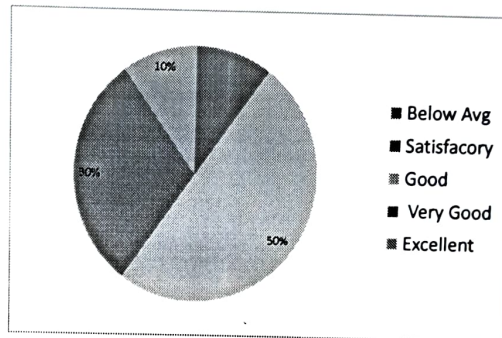
1. Computer Lab Facility

Below Avg	0%
Satisfactory	20%
Good	30%
Very Good	35%
Excellent	15%
	100%



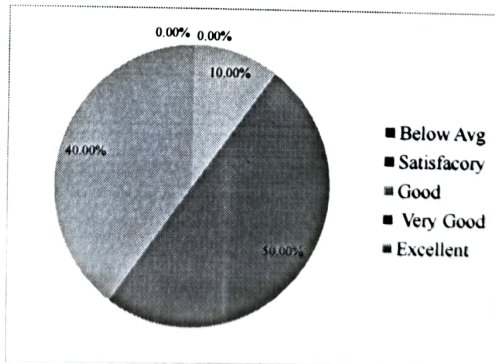
2. ICT Classroom Facility

Below Avg	0%
Satisfactory	10%
Good	50%
Very Good	30%
Excellent	10%
	100%



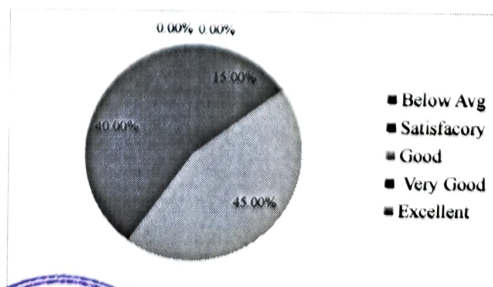
3. Library Facility

Below Avg	0.00%
Satisfactory	0.00%
Good	10.00%
Very Good	50.00%
Excellent	40.00%
	100.00%



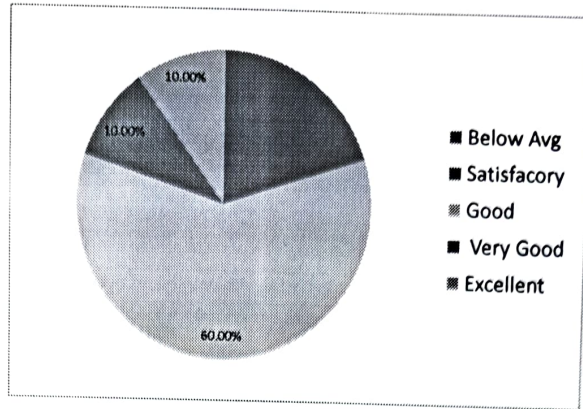
4. Drinking Water Facility

Below Avg	0.00%
Satisfactory	15.00%
Good	45.00%
Very Good	40.00%
Excellent	0.00%
	100.00%



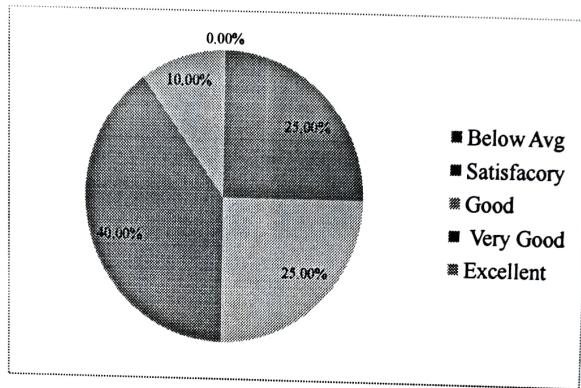
5. Wash Room Facility

Below Avg	0.00%
Satisfactory	20.00%
Good	60.00%
Very Good	10.00%
Excellent	10.00%
	100.00%



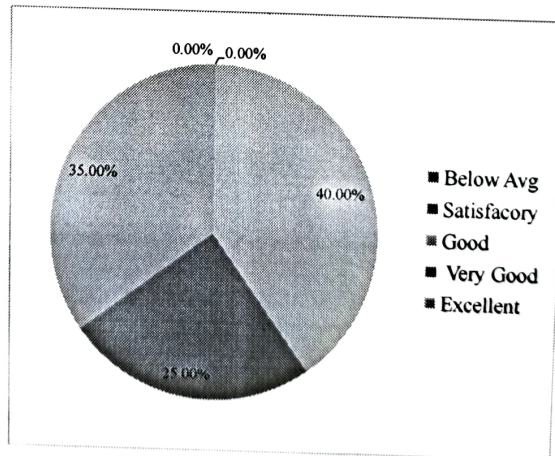
6. Internet Facility

Below Avg	0.00%
Satisfactory	25.00%
Good	25.00%
Very Good	40.00%
Excellent	10.00%
	100.00%



7. Cleanliness in Institute

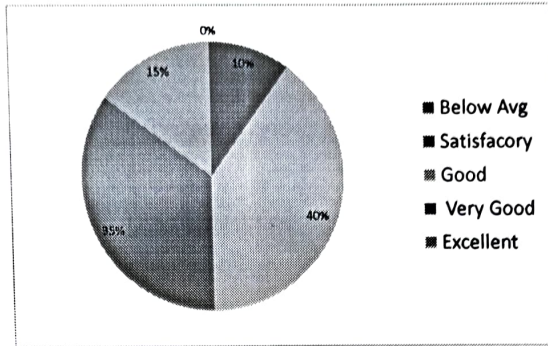
Below Avg	0.00%
Satisfactory	0.00%
Good	40.00%
Very Good	25.00%
Excellent	35.00%
	100.00%



Department of Civil Engineering
Alumni FEEDBACK ON Facility/Ambience
Academic year 21-22

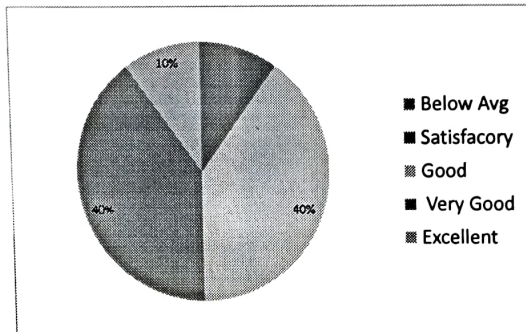
1. Computer Lab Facility

Below Avg	0%
Satisfactory	10%
Good	40%
Very Good	35%
Excellent	15%
	100%



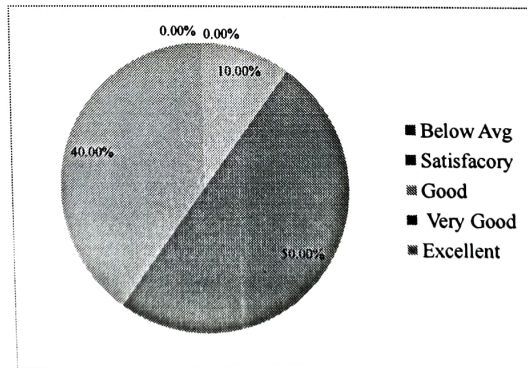
2. ICT Classroom Facility

Below Avg	0%
Satisfactory	10%
Good	40%
Very Good	40%
Excellent	10%
	100%



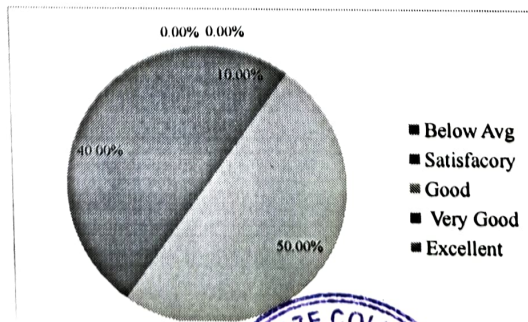
3. Library Facility

Below Avg	0.00%
Satisfactory	0.00%
Good	10.00%
Very Good	50.00%
Excellent	40.00%
	100.00%



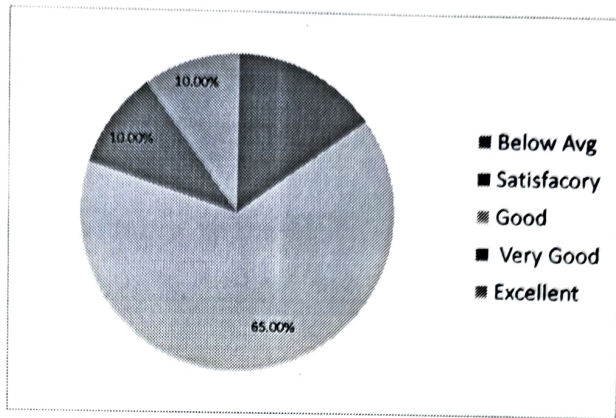
4. Drinking Water Facility

Below Avg	0.00%
Satisfactory	10.00%
Good	50.00%
Very Good	40.00%
Excellent	0.00%
	100.00%



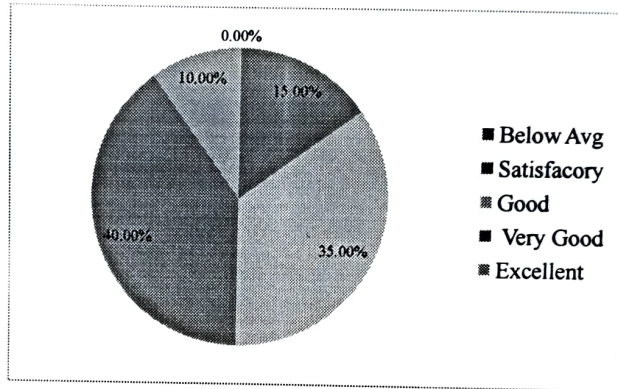
5. Wash Room Facility

Below Avg	0.00%
Satisfactory	15.00%
Good	65.00%
Very Good	10.00%
Excellent	10.00%
	100.00%



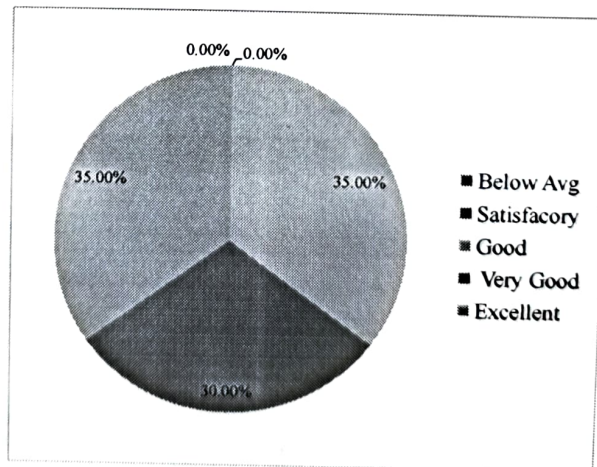
6. Internet Facility

Below Avg	0.00%
Satisfactory	15.00%
Good	35.00%
Very Good	40.00%
Excellent	10.00%
	100.00%



7. Cleanliness in Institute

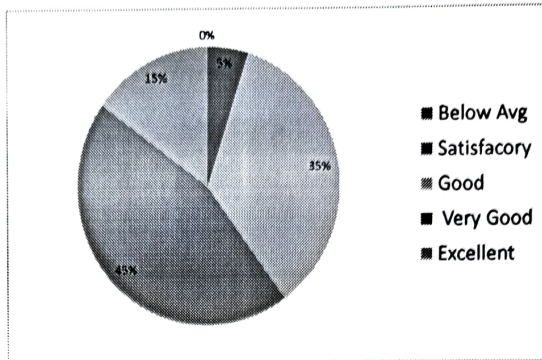
Below Avg	0.00%
Satisfactory	0.00%
Good	35.00%
Very Good	30.00%
Excellent	35.00%
	100.00%



Department of Civil Engineering
Student FEEDBACK ON Facility/Ambience
Academic year 21-22

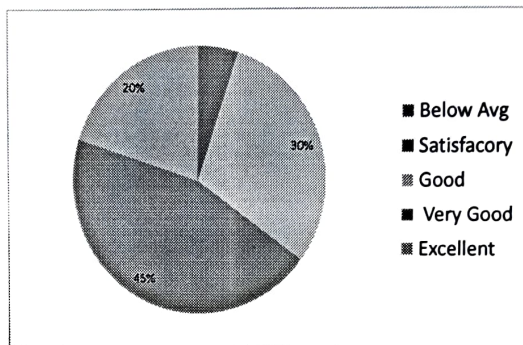
1. Computer Lab Facility

Below Avg	0%
Satisfactory	5%
Good	35%
Very Good	45%
Excellent	15%
	100%



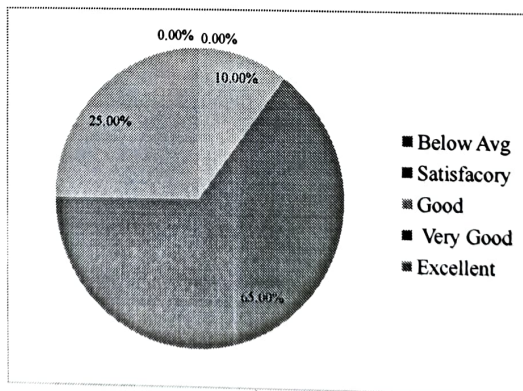
2. ICT Classroom Facility

Below Avg	0%
Satisfactory	5%
Good	30%
Very Good	45%
Excellent	20%
	100%



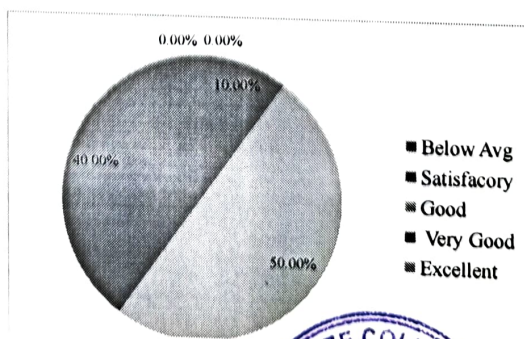
3. Library Facility

Below Avg	0.00%
Satisfactory	0.00%
Good	10.00%
Very Good	65.00%
Excellent	25.00%
	100.00%



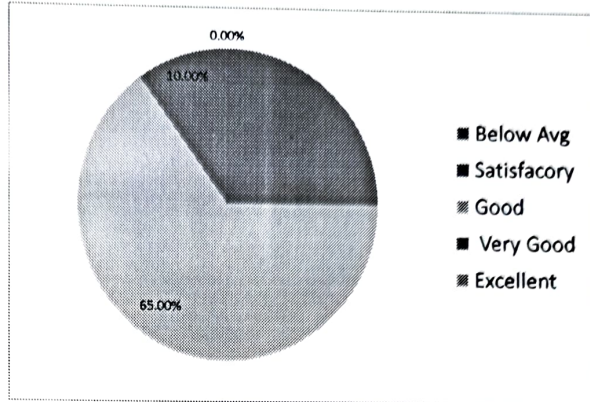
4. Drinking Water Facility

Below Avg	0.00%
Satisfactory	10.00%
Good	50.00%
Very Good	40.00%
Excellent	0.00%
	100.00%



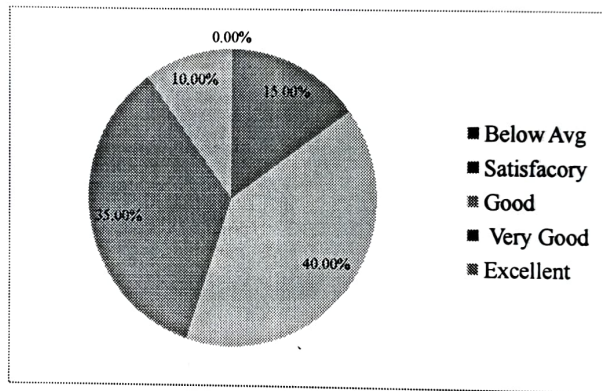
5. Wash Room Facility

Below Avg	0.00%
Satisfactory	25.00%
Good	65.00%
Very Good	10.00%
Excellent	0.00%
	100.00%



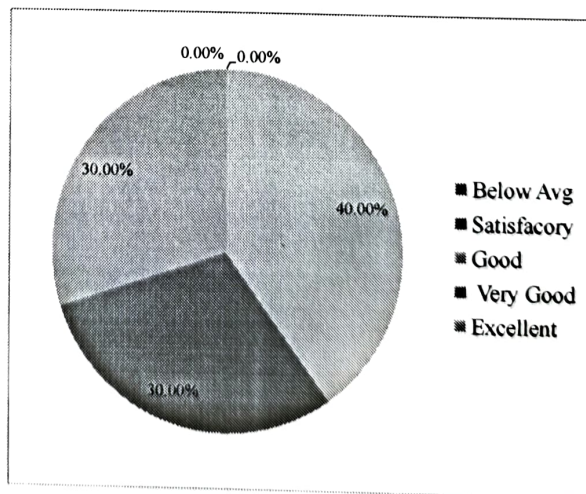
6. Internet Facility

Below Avg	0.00%
Satisfactory	15.00%
Good	40.00%
Very Good	35.00%
Excellent	10.00%
	100.00%



7. Cleanliness in Institute

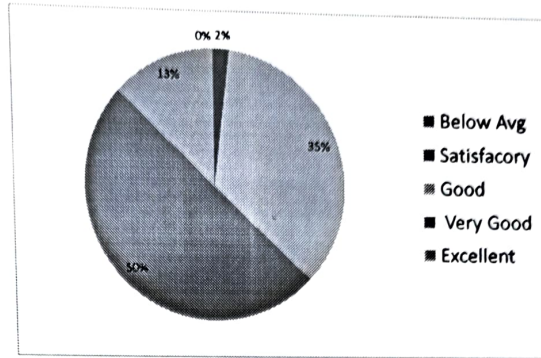
Below Avg	0.00%
Satisfactory	0.00%
Good	40.00%
Very Good	30.00%
Excellent	30.00%
	100.00%



Department of Civil Engineering
Faculty FEEDBACK ON Facility/Ambience
Academic year 21-22

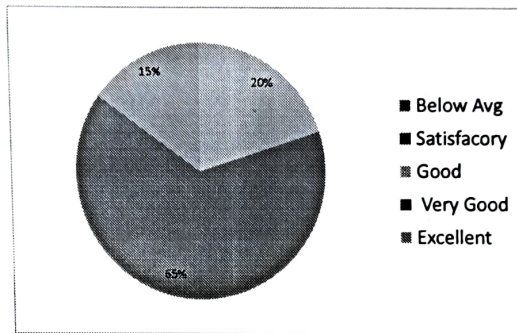
1. Computer Lab Facility

Below Avg	0%
Satisfactory	2%
Good	35%
Very Good	50%
Excellent	13%
	100%



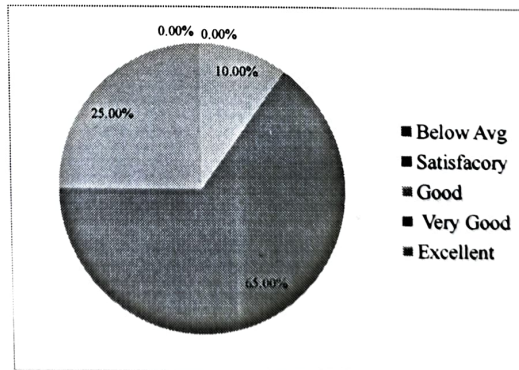
2. ICT Classroom Facility

Below Avg	0%
Satisfactory	0%
Good	20%
Very Good	65%
Excellent	15%
	100%



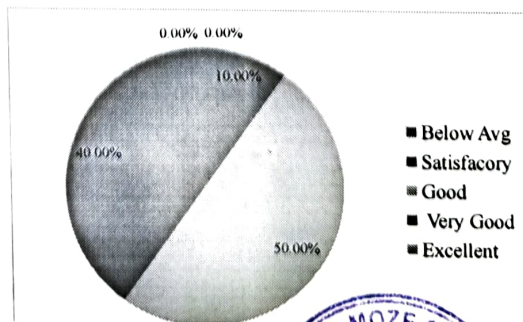
3. Library Facility

Below Avg	0.00%
Satisfactory	0.00%
Good	10.00%
Very Good	65.00%
Excellent	25.00%
	100.00%



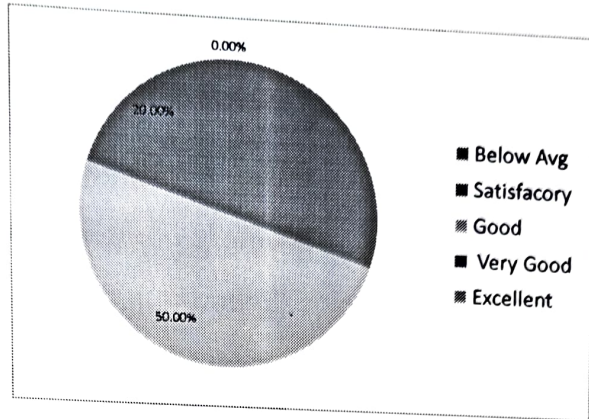
4. Drinking Water Facility

Below Avg	0.00%
Satisfactory	10.00%
Good	50.00%
Very Good	40.00%
Excellent	0.00%
	100.00%



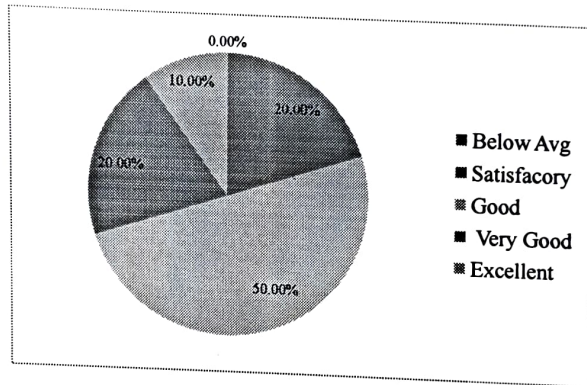
5. Wash Room Facility

Below Avg	0.00%
Satisfactory	30.00%
Good	50.00%
Very Good	20.00%
Excellent	0.00%
	100.00%



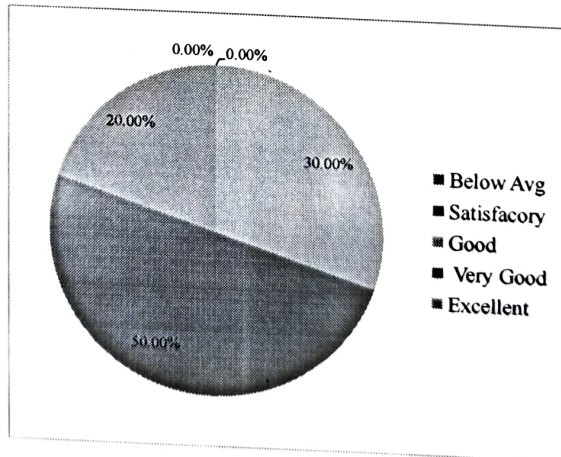
6. Internet Facility

Below Avg	0.00%
Satisfactory	20.00%
Good	50.00%
Very Good	20.00%
Excellent	10.00%
	100.00%



7. Cleanliness in Institute

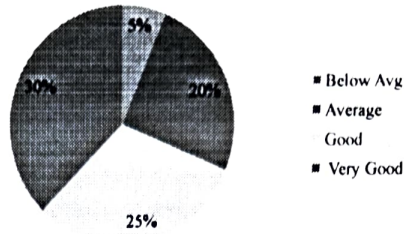
Below Avg	0.00%
Satisfactory	0.00%
Good	30.00%
Very Good	50.00%
Excellent	20.00%
	100.00%



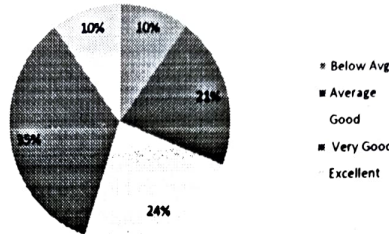


Department of Civil Engineering
ANALYSIS REPORT OF ALUMNI FEEDBACK ON CURRICULUM
Academic year 21-22

1 Scope of coverage of Course	
Below Avg	5%
Average	20%
Good	25%
Very Good	30%
Excellent	20%
	100%

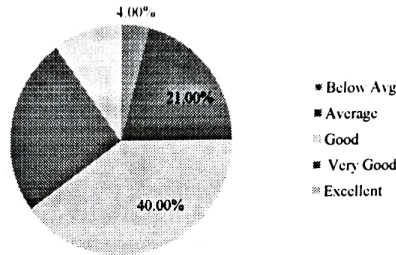


2 Depth of Course content	
Below Avg	10%
Average	21%
Good	24%
Very Good	35%
Excellent	10%

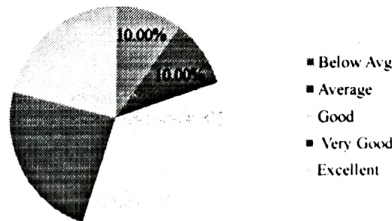


100%

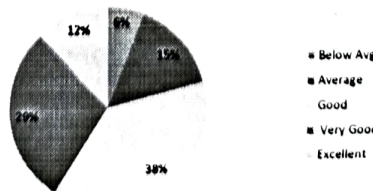
3 Applicability of curriculum in real life world/situations	
Below Avg	4.00%
Average	21.00%
Good	40.00%
Very Good	25.00%
Excellent	10.00%
	100.00%



4 Difficulty level of course	
Below Avg	10.00%
Average	10.00%
Good	35.00%
Very Good	24.00%
Excellent	21.00%
	100.00%

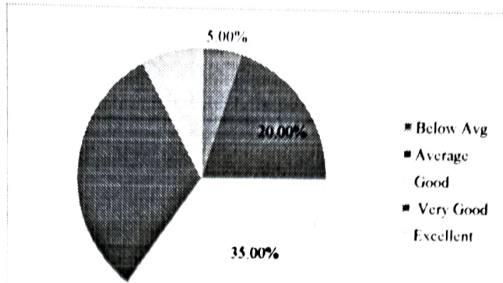


5 Learning in terms of knowledge, concepts, skills, analytical abilities, etc.	
Below Avg	6.00%
Average	15.00%
Good	38.00%
Very Good	29.00%
Excellent	12.00%
	100.00%



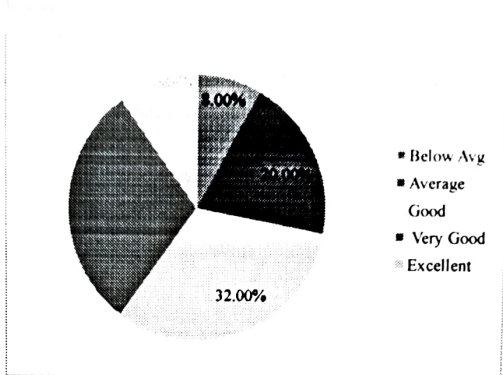
6

Competency of course content for employment opportunities/ higher studies	
Below Avg	5.00%
Average	20.00%
Good	35.00%
Very Good	32.00%
Excellent	8.00%
	100.00%



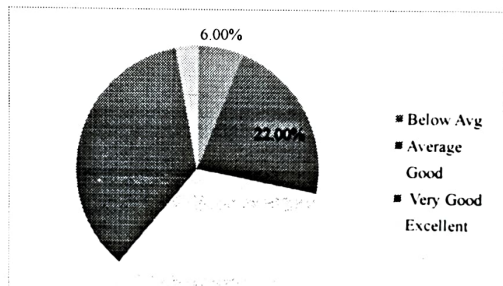
7

Competency of course content for entrepreneurship/ start-up	
Below Avg	8.00%
Average	20.00%
Good	32.00%
Very Good	30.00%
Excellent	10.00%
	100.00%




8

Course content sensitization towards societal and environmental issues and foster values through curriculum	
Below Avg	6.00%
Average	22.00%
Good	33.00%
Very Good	36.00%
Excellent	3.00%
	100.00%



9

Holistic development of student through curricular and co-curricular activities	
Below Avg	8.00%
Average	12.00%
Good	36.00%
Very Good	35.00%
Excellent	9.00%
	100.00%



10

Suggestions about curriculum improvement for better outcomes	
Below Avg	8.00%
Average	12.00%
Good	40.00%
Very Good	35.00%
Excellent	5.00%
	100.00%

